

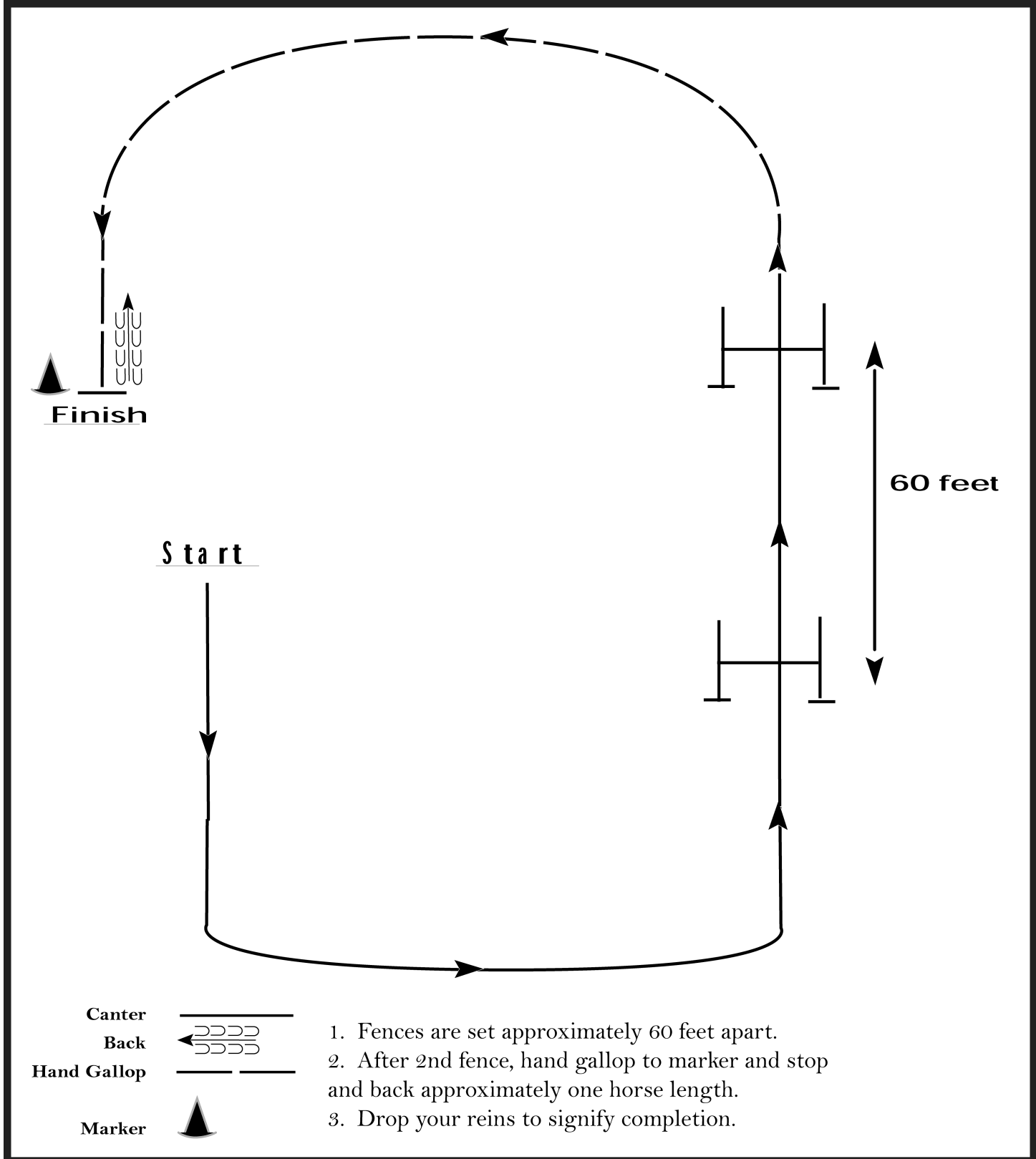
SJCHC Open Horse Show

#45/46 Hunter Hack

Show Date: 04-19-2026

w w w . H o r s e S h o w P a t t e r n s . c o m

w w w . H o r s e S h o w P a t t e r n s . c o m



[HH/60-6]

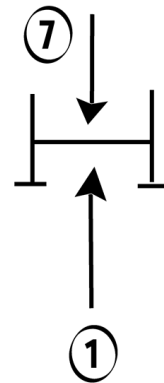
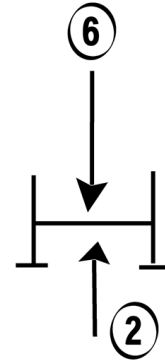
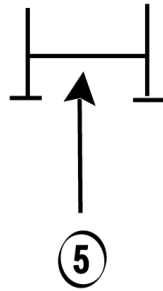
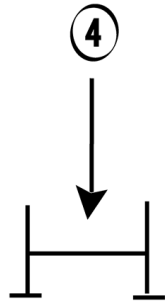
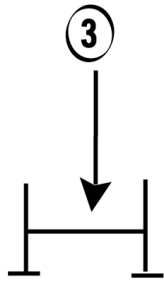
Pattern Provided by:

Jennifer Sawyer, Judge

SJCHC Open Horse Show

#42/43/44 Cross Rails Hunter O/F (All Classes)

Show Date: 04-19-2026



w w w . H o r s e S h o w P a t t e r n s . c o m

w w w . H o r s e S h o w P a t t e r n s . c o m

[MHP/H-6]

Pattern Provided by:

Jennifer Sawyer, Judge

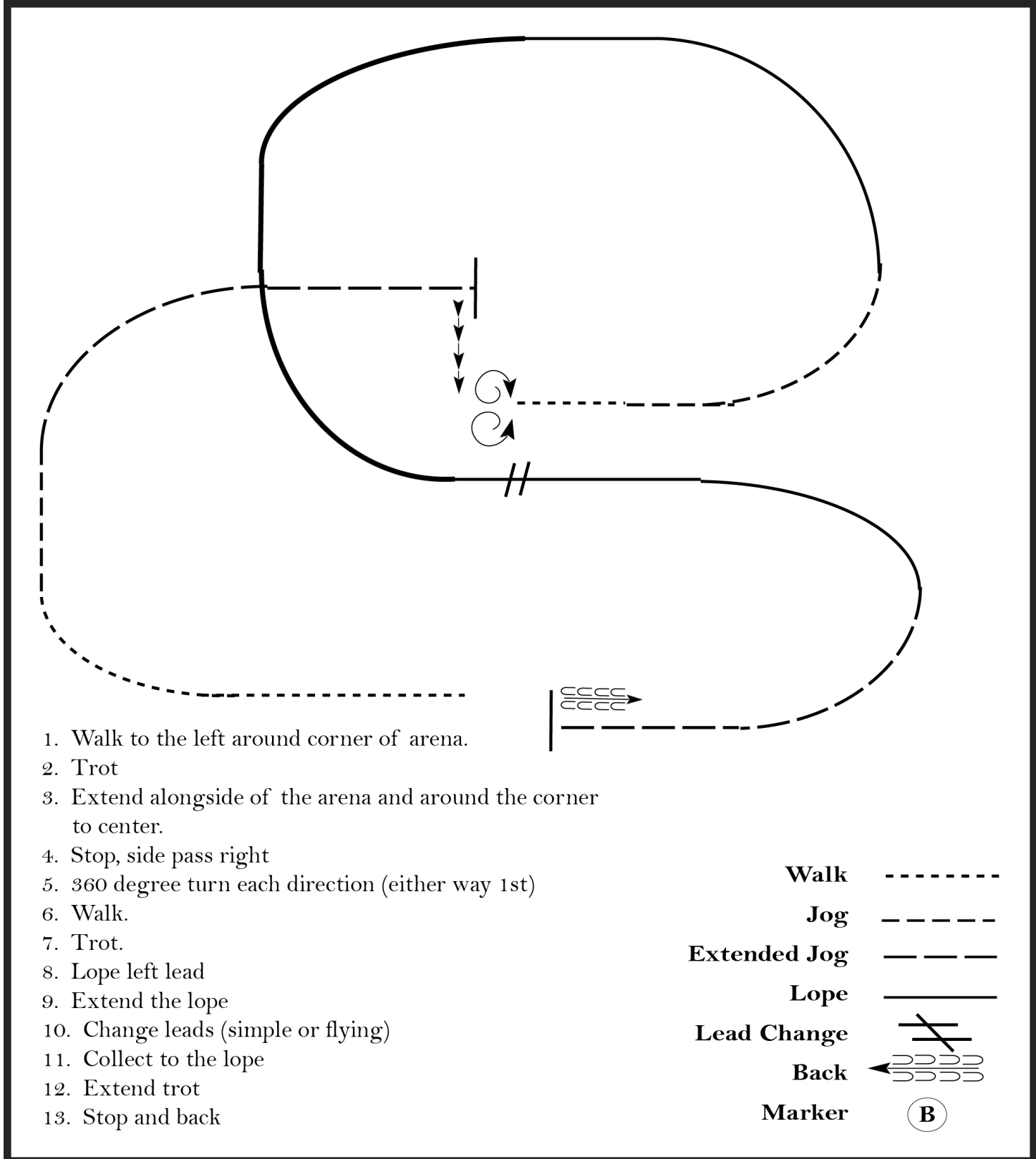
SJCHC Open Horse Show

#31-35 Ranch Riding (WT Trot where Lope is Indicated)

Show Date: 04-19-2026

w w w . H o r s e S h o w P a t t e r n s . c o m

w w w . H o r s e S h o w P a t t e r n s . c o m



1. Walk to the left around corner of arena.
2. Trot
3. Extend alongside of the arena and around the corner to center.
4. Stop, side pass right
5. 360 degree turn each direction (either way 1st)
6. Walk.
7. Trot.
8. Lope left lead
9. Extend the lope
10. Change leads (simple or flying)
11. Collect to the lope
12. Extend trot
13. Stop and back

Walk	-----
Jog	- - - - -
Extended Jog	— — — — —
Lope	—————
Lead Change	⧘
Back	← — — — —
Marker	ⓑ

[RR/3]

Pattern Provided by:

Jennifer Sawyer, Judge

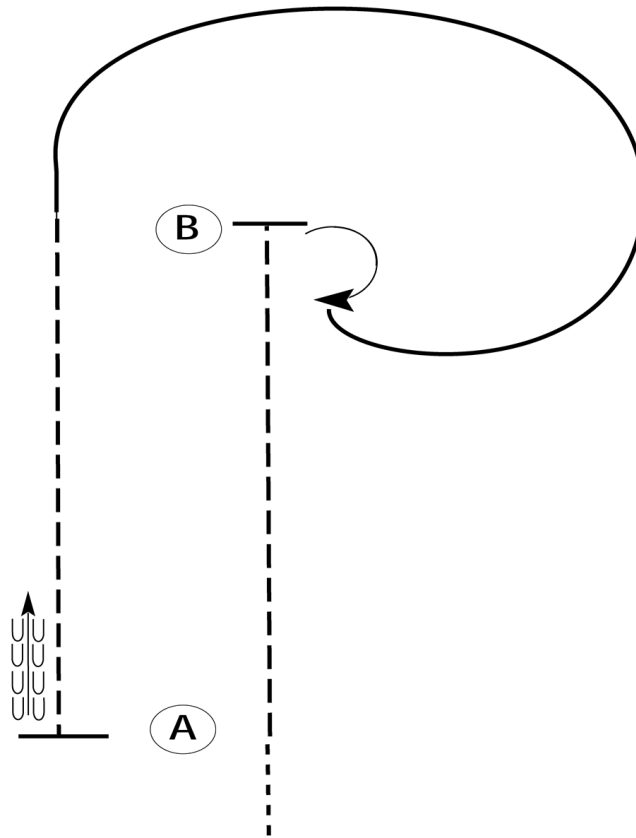
SJCHC Open Horse Show

#21/23/25 Western Equitation (All Ages-Lope Classes)

Show Date: 04-19-2026

w w w . H o r s e S h o w P a t t e r n s . c o m

w w w . H o r s e S h o w P a t t e r n s . c o m



Be ready before A.

1. Walk to A.
2. Jog to B.
3. Turn 180 degrees to the right.
4. Lope on the left lead back around to B.
5. Jog from B to A.
6. Stop at A and back approximately one horse length.

Follow the instructions of your ring steward.

Walk	-----
Jog	- - - - -
Extended Jog	— — — —
Lope	—————
Leg Yield	
Lead Change	— / —
Back	← — — — — — — — — ←
Marker	⊙
Sidepass	← — — — — →

[WH/1-44]

Pattern Provided by:

Jennifer Sawyer, Judge

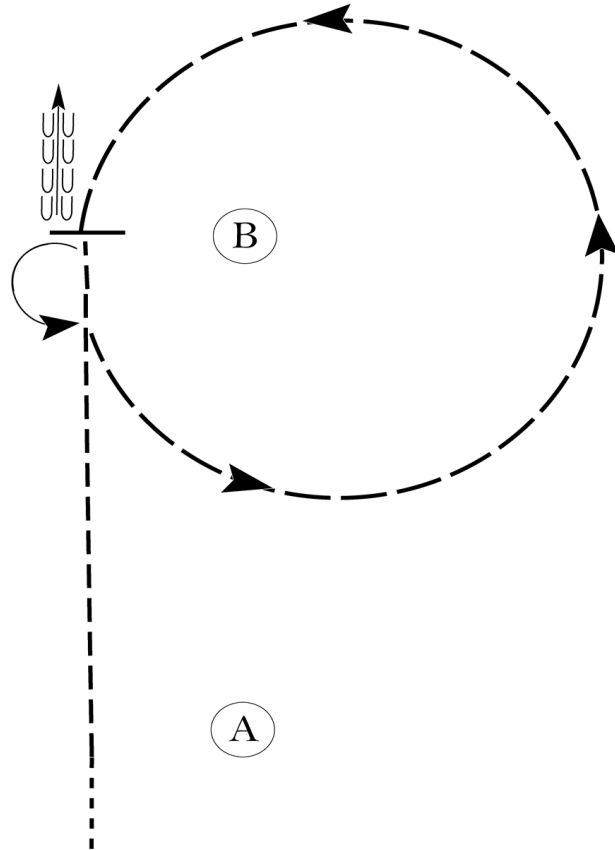
SJCHC Open Horse Show

#17/19 WT Equitation (*Eng Riders Jog=Post Trot)

Show Date: 04-19-2026

w w w . H o r s e S h o w P a t t e r n s . c o m

w w w . H o r s e S h o w P a t t e r n s . c o m



Be ready before A.

1. Walk to A.
2. Jog to B. Stop and turn 180 degrees left.
3. Perform an extended jog circle to the left.
4. Stop at B and back approximately one horse length.

Follow the instructions of your ring steward.

Walk	-----
Jog	-----
Extended Jog	-----
Lope	—————
Leg Yield	
Lead Change	—/—
Back	← — ← —
Marker	⊙
Sidepass	←-----→

[WH/WT-37]

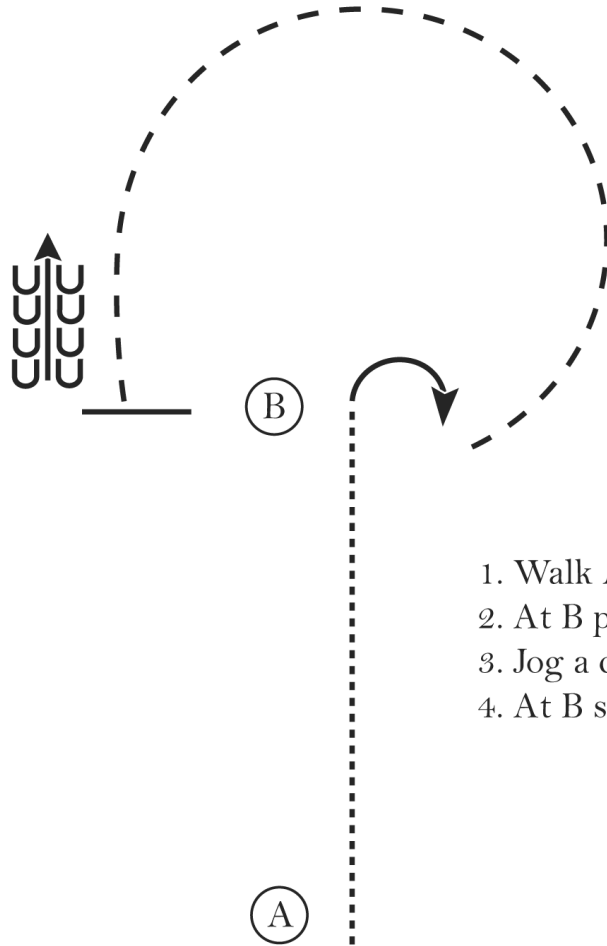
Pattern Provided by:

Jennifer Sawyer, Judge

SJCHC Open Horse Show

#15 Walk Equitation (*WALK where jog is indicated)

Show Date: 04-19-2026



1. Walk A to B
2. At B perform a 90 degree turn to the right
3. Jog a circle around B
4. At B stop and back 4 steps

Walk
Jog	- - - - -
Extended Jog	- - - - -
Lope	—————
Leg Yield	
Lead Change	— / —
Back	←←←←← ←←←←←
Marker	(B)
Sidepass	← - - - - ←

[WH/WT-7]

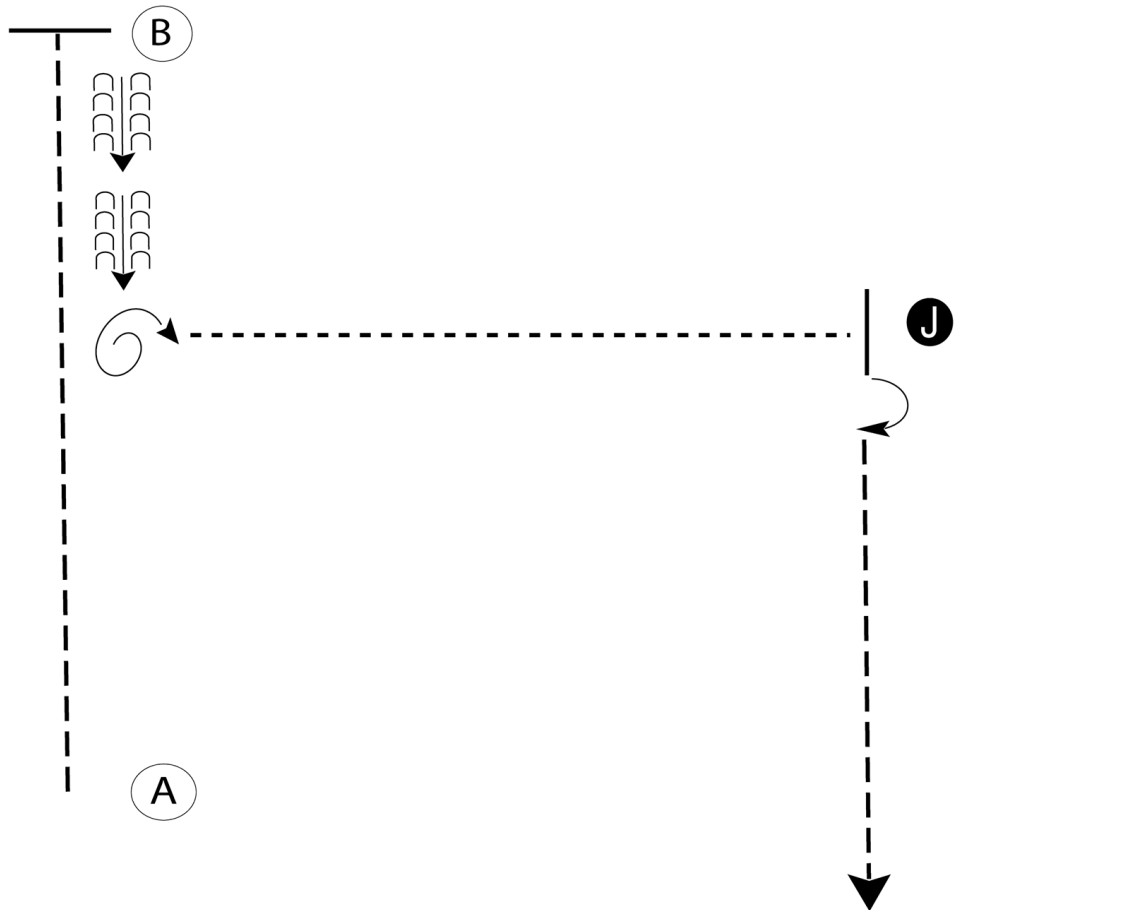
Pattern Provided by:

Jennifer Sawyer, Judge

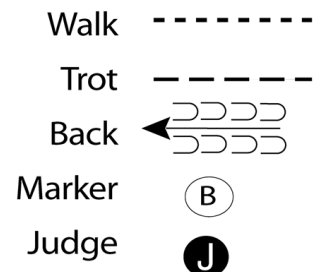
SJCHC Open Horse Show

#10/11 Showmanship (18 & Under/19 & Over)

Show Date: 04-19-2026



1. Begin at A. Trot to B and stop.
2. Back until even with judge.
3. Perform a 450 degree turn. Walk to judge.
4. Stop, set up, inspection.
5. When dismissed, perform a 90 degree turn.
6. Trot to the line up or follow the directions of the ring steward.



[S/2-29]

Pattern Provided by:

Jennifer Sawyer, Judge

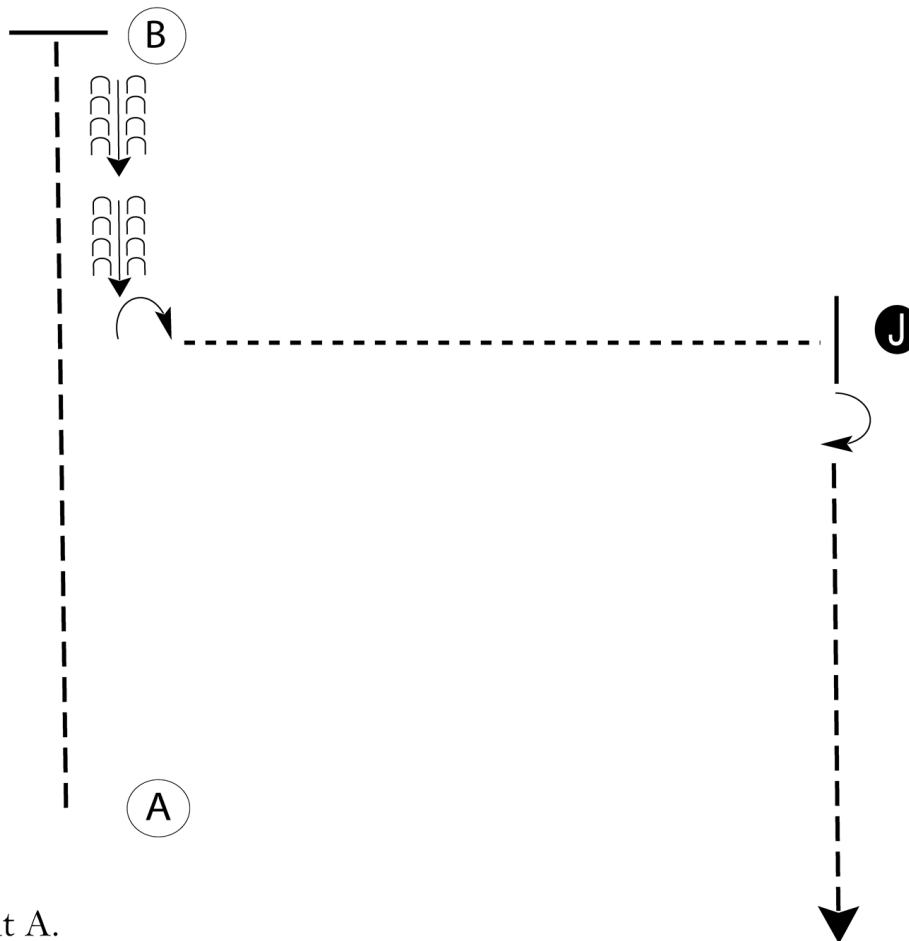
SJCHC Open Horse Show

#8/9 Showmanship (Mini/Pony and 12 & Under)

Show Date: 04-19-2026

w w w . H o r s e S h o w P a t t e r n s . c o m

w w w . H o r s e S h o w P a t t e r n s . c o m



Be ready at A.

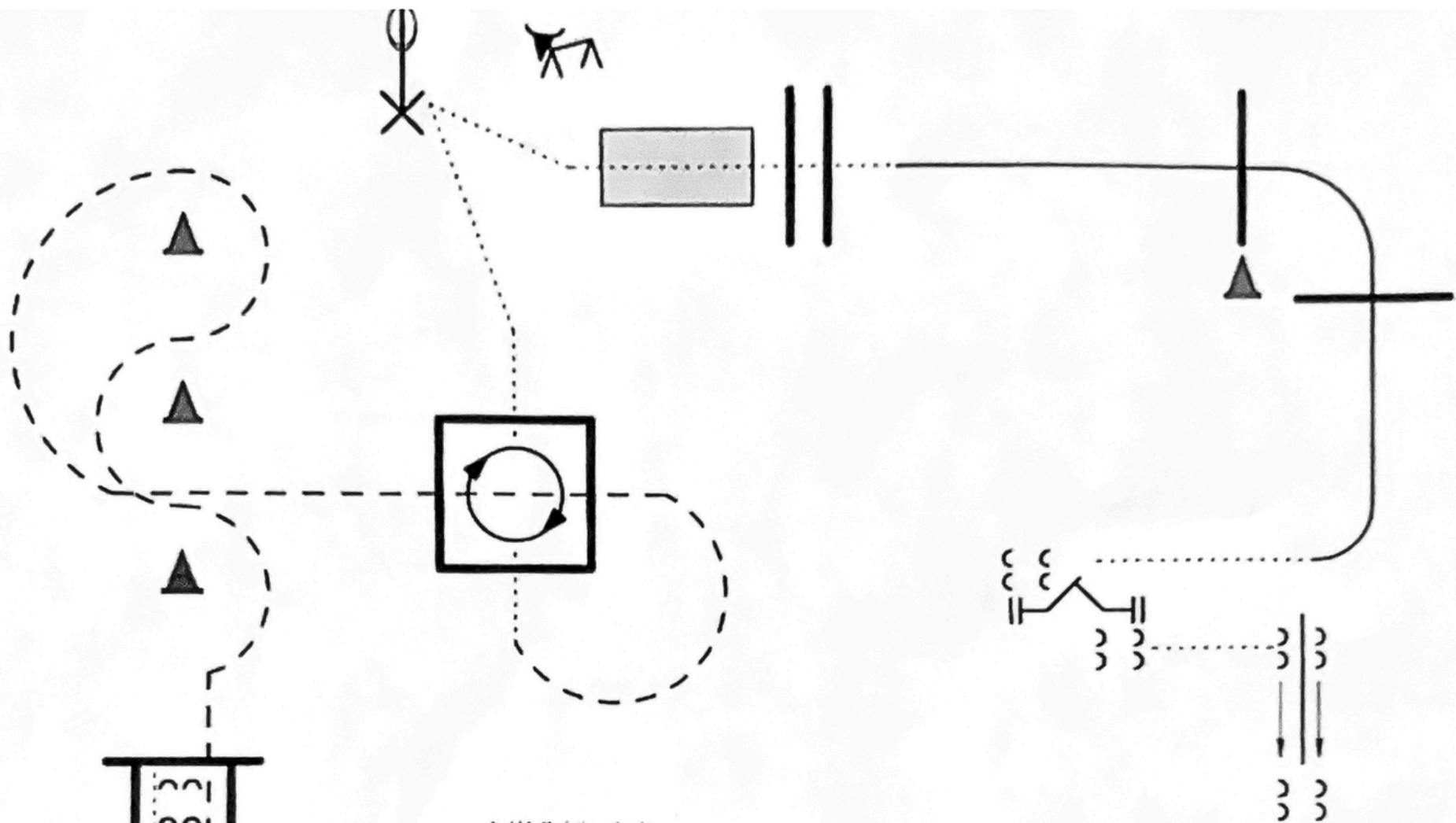
1. Trot to B and stop.
2. Back until even with judge.
3. Perform a 90 degree turn. Walk to judge.
4. Stop, set up, inspection.
5. When dismissed, perform a 90 degree turn.
6. Trot to the line up or follow the directions of the ring steward.

- Walk - - - - -
- Trot - - - - -
- Back ← - - - - -
 - - - - -
- Marker (B)
- Judge (J)

[S/1-29]

Pattern Provided by:

Jennifer Sawyer, Judge



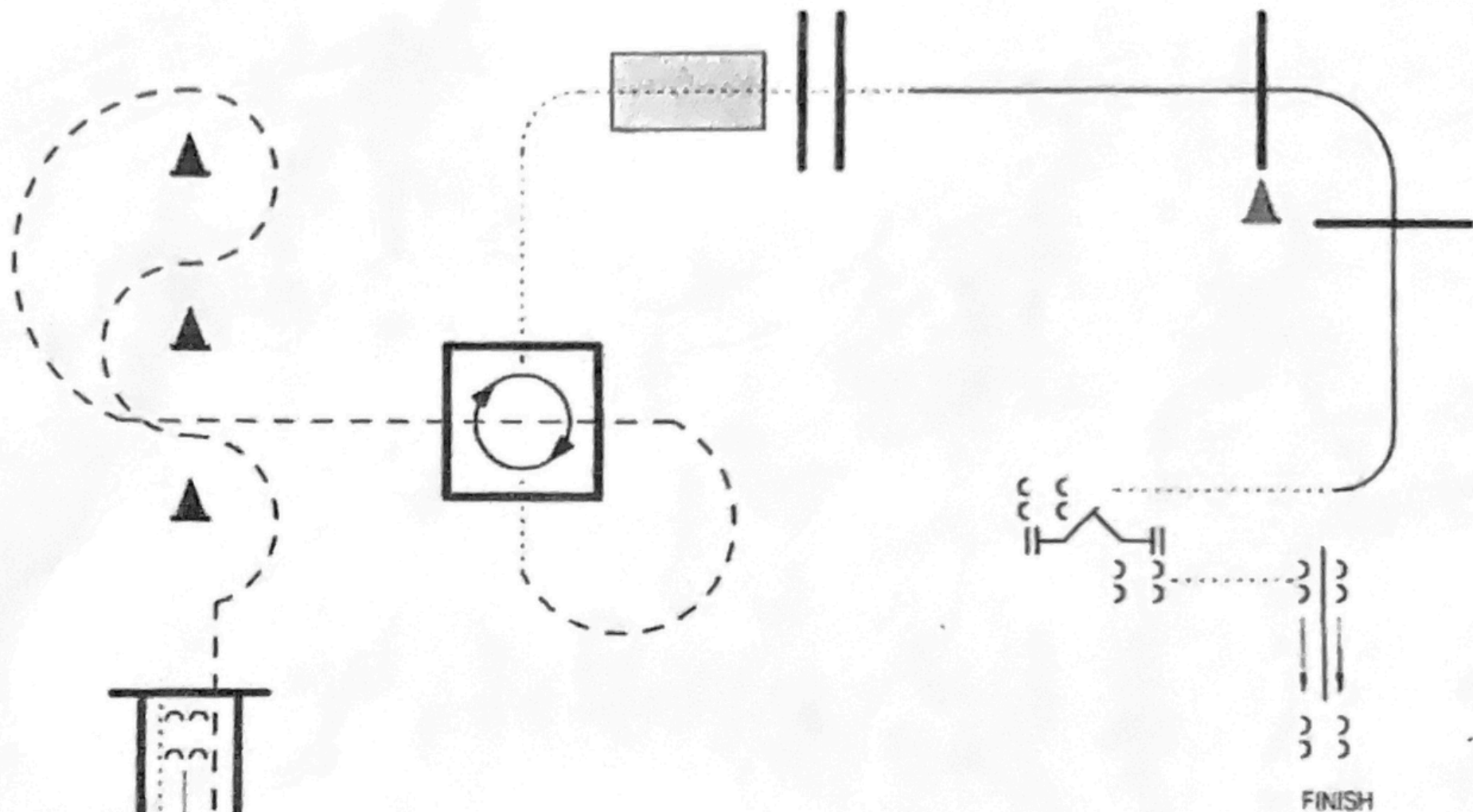
1. Walk into chute
2. Back out of chute
3. Trot thru chute and around cones
4. Trot thru box and around
5. Walk into box and turn 360 degrees to the right
6. Walk out of box and over to rope and rope dummy
7. Walk over bridge and walk poles
8. Lope right lead over poles
9. Walk to left handed push gate
10. Walk to pole and side pass right

***wt**

lope=trot
RANCH W/J/L TRAIL

START

FINISH

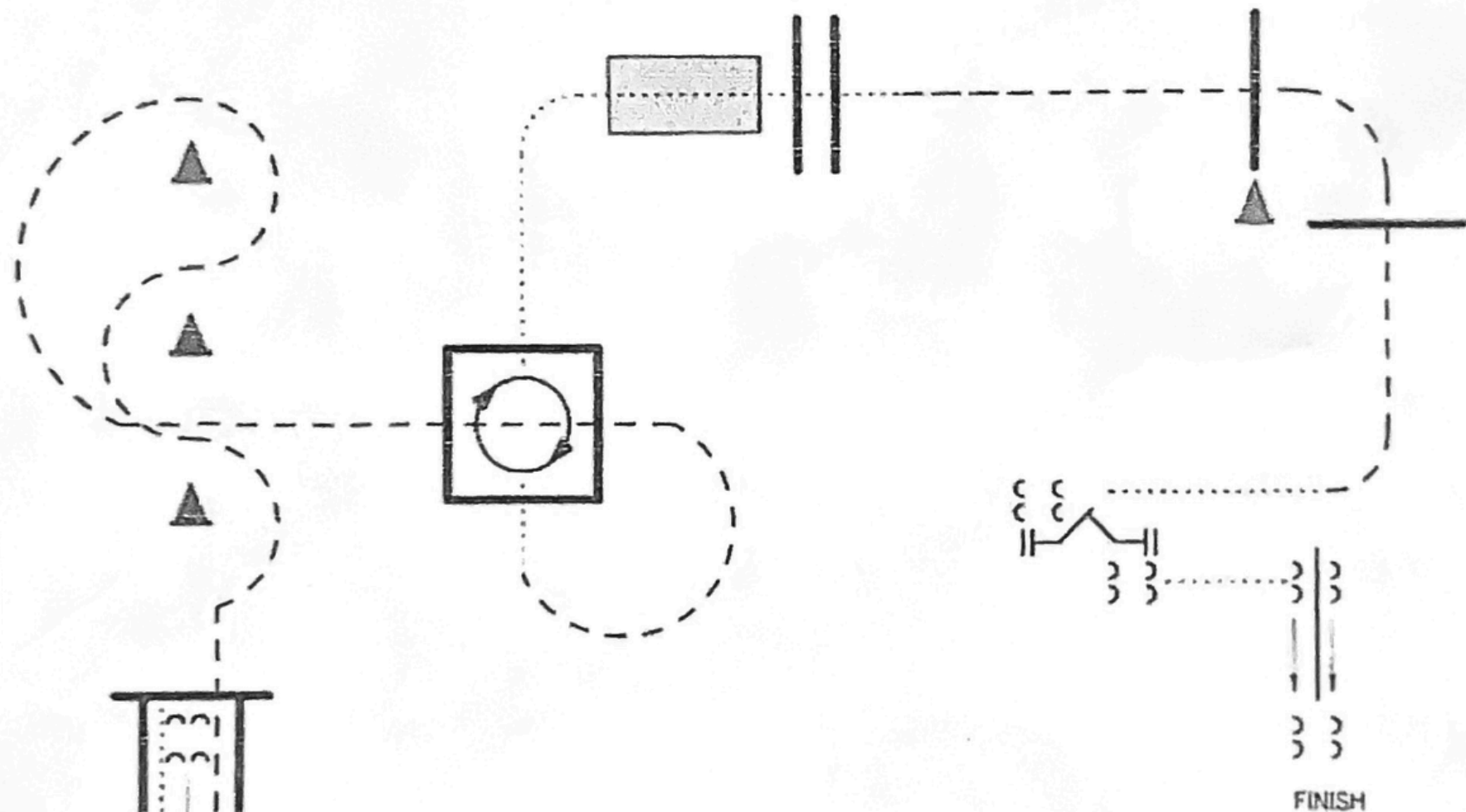


START

1. Walk into chute
2. Back out of chute
3. Trot thru chute and around cones
4. Trot thru box and around
5. Walk into box and turn 360 degrees to the right
6. Walk out of box and over bridge and walk poles
7. Lope right lead over poles
8. Walk to left handed push gate
9. Walk to pole and side pass right

FINISH

W/J/L TRAIL



START

FINISH

1. Walk into chute
2. Back out of chute
3. Trot thru chute and around cones
4. Trot thru box and around
5. Walk into box and turn 360 degrees to the right
6. Walk out of box and over bridge and walk poles
7. Trot over poles
8. Walk to left handed push gate
9. Walk to pole and side pass right

W/J & IN HAND TRAIL
 & BEGINNER W/J TRAIL